

TRIAD **SFZ** SELECT™

HERBICIDE

ACTIVE INGREDIENTS:	% BY WT
2,4-D dimethylamine salt	18.33%
MCPA, dimethylamine salt	6.65%
Dicamba, dimethylamine salt	2.88%
Sulfentrazone	0.65%
OTHER INGREDIENTS:	71.49%
Total	100.0%

THIS PRODUCT CONTAINS:

- 1.40 lbs. 2,4-dichlorophenoxyacetic acid per gallon or 15.22%
 - 0.50 lb. 2-methyl-4-chlorophenoxyacetic acid equivalent per gallon or 5.43%
 - 0.22 lb. 3,6-dichloro-o-anisic acid equivalent per gallon or 2.39%
 - 0.06 lb. N-[2, 4-dichloro-5-[4-(difluoromethyl)-4,5-dihydro-3-methyl-5-oxo-1H-1,2,4-triazol-1 yl] phenyl]methanesulfonamide 3,6-dichloro-o-anisic acid equivalent per gallon or 0.65%
- Isomer Specific by AOAC Methods.

GROUP	14	HERBICIDE
--------------	-----------	------------------

KEEP OUT OF REACH OF CHILDREN WARNING / AVISO

Si usted no entiende la etiqueta, busque a alguien para que se la explique a usted en detalle.
(If you do not understand this label, find someone to explain it to you in detail.)


FIRST AID	
IF IN EYES:	<ul style="list-style-type: none"> • Hold eye open and rinse slowly and gently with water for 15-20 minutes. • Remove contact lenses, if present, after the first 5 minutes, then continue rinsing eye. • Call a poison control center or doctor for treatment advice.
IF SWALLOWED:	<ul style="list-style-type: none"> • Call a poison control center or doctor immediately for treatment advice. • Have person sip a glass of water if able to swallow. • Do not induce vomiting unless told to do so by a poison control center or doctor. • Do not give anything by mouth to an unconscious person.
IF ON SKIN OR CLOTHING:	<ul style="list-style-type: none"> • Take off contaminated clothing. • Rinse skin immediately with plenty of water for 15-20 minutes. • Call a poison control center or doctor for treatment advice.
<p>Have the product container or label with you when calling a poison control center or doctor or going for treatment. FOR CHEMICAL EMERGENCY: Spill, leak, fire, exposure, or accident, call CHEMTREC 1-800-424-9300.</p>	
<p>NOTE TO PHYSICIAN Probably mucosal damage may contraindicate the use of gastric lavage</p>	

STOP! READ THE ENTIRE LABEL FIRST. OBSERVE ALL PRECAUTIONS AND FOLLOW DIRECTIONS CAREFULLY.

EPA Reg. No. 89442-39



Manufactured By:
Prime Source, LLC
10025 US 264 Alternate
Middlesex, NC 27557



TRIAD **SFZ** SELECT™

HERBICIDE

PRECAUTIONARY STATEMENTS

HAZARDS TO HUMANS AND DOMESTIC ANIMALS

WARNING. Causes substantial but temporary eye injury. Harmful if swallowed. Do not get in eyes or on clothing. Harmful if absorbed through skin. Wear protective eyewear including goggles, face shield, or safety glasses. Wash thoroughly with soap and water after handling and before eating, drinking, chewing gum, using tobacco, or using the toilet. Remove and wash contaminated clothing before reuse.

PERSONAL PROTECTIVE EQUIPMENT (PPE)

Applicators and other handlers must wear:

- Long-sleeved shirt and long pants
- Shoes plus socks
- Protective eyewear including tight fitting goggles or face shield
- Chemical-resistant gloves made of barrier laminate or butyl rubber ≥ 14 mils

USER SAFETY REQUIREMENTS

Discard clothing and other absorbent materials that have been drenched or heavily contaminated with this product's concentrate. Do not reuse them. Follow manufacturer's instructions for cleaning/maintaining PPE. If no such instructions for washables exist, use detergent and hot water. Keep and wash PPE separately from other laundry.

ENGINEERING CONTROL STATEMENTS

When handlers use closed systems or enclosed cabs in a manner that meets the requirements listed in the Worker Protection Standard (WPS) for agricultural pesticides [40 CFR 170.240(d) (4-6)], the handler PPE requirements may be reduced or modified as specified in the WPS.

USER SAFETY RECOMMENDATIONS

Users should:

- Remove clothing/PPE immediately if pesticide gets inside. Then wash thoroughly and put on clean clothing. If pesticide gets on skin, wash immediately with soap and water.
- Remove PPE immediately after handling this product. Wash the outside of gloves before removing. As soon as possible, wash thoroughly and change into clean clothing.

ENVIRONMENTAL HAZARDS

This pesticide may be toxic to fish and aquatic invertebrates and may adversely affect non-target plants. Do not apply directly to water, to areas where surface water is present, or to intertidal areas below the mean high water mark. Drift and runoff may be hazardous to aquatic organisms and plants in water adjacent to treated areas. Do not contaminate water when disposing of equipment wash waters or rinsate.

Drift and runoff of this product may be hazardous to plants in adjacent areas.

This chemical has properties and characteristics associated with chemicals detected in groundwater. The use of this chemical in areas where soils are permeable, particularly where the water table is shallow, may result in groundwater contamination. Application around a cistern or well may result in contamination of drinking water or groundwater.

DIRECTIONS FOR USE


It is a violation of Federal law to use this product in a manner inconsistent with its labeling.

Do not apply this product in a way that will contact workers or other persons, either directly or through drift. Only protected handlers may be in the area during application. For any requirements specific to your State or Tribe, consult the agency responsible for pesticide regulation.



PRIME SOURCE

Manufactured By:
Prime Source, LLC
10025 US 264 Alternate
Middlesex, NC 27557



TRIAD **SFZ** SELECT™

HERBICIDE

AGRICULTURAL USE REQUIREMENTS

Use this product only in accordance with its labeling and with the Worker Protection Standard, 40 CFR Part 170. This standard contains requirements for the protection of agricultural workers on farms, forests, nurseries, and greenhouses, and handlers of agricultural pesticides. It contains requirements for training, decontamination, notification, and emergency assistance. It also contains specific instructions and exceptions pertaining to the statements on this label about personal protective equipment and restricted-entry interval. The requirements in this box only apply to uses of this product that are covered by the Worker Protection Standard.

Do not enter or allow worker entry into treated areas during the restricted-entry interval (REI) of 48 hours.

PPE required for early entry to treated areas that is permitted under the Worker Protection Standard and that involves contact with anything that has been treated, including plants, soil, or water is:

- Coveralls worn over short-sleeved shirt and short pants
- Chemical-resistant footwear plus socks
- Chemical-resistant gloves made of barrier laminate or butyl rubber ≥ 14 mils
- Chemical-resistant headgear for overhead exposure
- Protective eyewear including tight fitting goggles or face shield

NON-AGRICULTURAL USE REQUIREMENTS

The requirements in this box apply to uses of this product that are NOT within the scope of the Worker Protection Standard for agricultural pesticides (40 CFR Part 170). The WPS applies when this product is used to produce agricultural plants on farms, forests, nurseries, or greenhouses.

Reentry Statement: Do not enter or allow people (or pets) to enter the treated area until sprays have dried.

PRODUCT DESCRIPTION

TRIAD SFZ SELECT contains four active ingredients, including sulfentrazone, that broaden the spectrum of weed control. These combined herbicides provide limited residual activity at specified use rates sulfentrazone is in the aryl triazolinone family and inhibits protoporphyrinogen oxidase (Protox) a pivotal enzyme in chlorophyll production. Without this key enzyme, a build-up of peroxide-like compounds occur thus causing the plant cell membranes of weeds to rupture.

TRIAD SFZ SELECT Offers These Advantages:

Excellent post-emergent activity with proven performance for broadleaf weed control in turfgrass.

This product exhibits improved cool-weather performance compared to standard three-way amines.

High selectivity (turfgrass safety) in established cool-season turfgrass and warm-season turfgrass.

Sulfentrazone combinations provide rapid and effective weed control for common and troublesome (tough) weed species in turfgrass, including dandelion, spurge, white clover and dollarweed (pennywort).


The speed of action (rate of weed phytotoxicity) and the early weed symptoms are features of sulfentrazone combinations compared to standard three-way amines. Often the weed injury symptoms can be noticed within hours of the application and plant death can occur within ten to fourteen days.

This product is rainfast in as little as six hours.



PRIME SOURCE

Manufactured By:
Prime Source, LLC
10025 US 264 Alternate
Middlesex, NC 27557



TRIAD **SFZ** SELECT™

HERBICIDE

WEED RESISTANCE MANAGEMENT

TRIAD SFZ SELECT contains two active ingredients with two different modes of action. Sulfentrazone is classified in the triazinone chemical class as a Group 14 herbicide, inhibitor of protoporphyrinogen oxidase. 2,4-D, MCPA, and dicamba are classified as a Group 4 herbicide, synthetic auxin.

Herbicide resistance is defined as the inherited ability of a plant to survive and reproduce following exposure to a dose of herbicide normally lethal to the wild type. In a plant, resistance may be naturally occurring or induced by such techniques as genetic engineering or selection of variants produced by tissue culture or mutagenesis. Any weed population may contain or develop plants that are naturally resistant to TRIAD SFZ SELECT and other Group 4 and Group 14 herbicides. Weed species with acquired resistance to Group 4 and Group 14 herbicides may eventually dominate the weed population if Group 4 and Group 14 herbicides are used repeatedly in the same field or in successive years as the primary method of control for targeted species. This may result in partial or total loss of control of those species by TRIAD SFZ SELECT or other Group 4 and Group 14 herbicides.

To delay herbicide resistance, consider the below best practices for resistance management:

- Plant into weed-free fields and keep fields as weed-free as possible.
- To the extent possible, use a diversified approach toward weed management. Whenever possible, incorporate multiple weed-control practices such as mechanical cultivation, biological management practices, and crop rotation.
- Fields with difficult to control weeds should be rotated to crops that allow the use of herbicides with alternative mechanisms of action or different management practices.
- To the extent possible, do not allow weed escapes to produce seeds, roots or tubers. Manage weed seeds at harvest and post-harvest to prevent a buildup of the weed seed-bank.
- Prevent field-to-field and within-field movement of weed seed or vegetative propagules. Thoroughly clean plant residues from equipment before leaving fields.
- Prevent an influx of weeds into the field by managing field borders.
- Identify weeds present in the field through scouting and field history and understand their biology. The weed-control program should consider all of the weeds present.
- Difficult to control weeds may require sequential applications of herbicides with differing mechanisms of action.
- Apply this herbicide at the correct timing and rate needed to control the most difficult weed in the field.
- Use a broad-spectrum soil-applied herbicide with a mechanism of action that differs from this product as a foundation in a weed-control program. Do not use more than two applications of this or any other herbicide with the same mechanism of action within a single growing season unless mixed with an herbicide with another mechanism of action with an overlapping spectrum for the difficult-to-control weeds.
- If resistance is suspected, treat weed escapes with an herbicide with a different MOA or use non-chemical methods to remove escapes.
- Monitor treated weed populations for loss of field efficacy.
- Scout field(s) before and after application.
- Report lack of performance to registrant or their representative.


Indicators of possible herbicide resistance include: (1) failure to control a weed species normally controlled by the herbicide at the dose applied, especially if control is achieved on adjacent weeds; (2) a spreading patch of non-controlled plants of a particular weed species; (3) surviving plants mixed with controlled individuals of the same species.

Contact your local sales representative, extension agent, or certified crop advisors to find out if suspected resistant weeds to this MOA have been found in your region. If resistant biotypes of target weeds have been reported, use the application rates of this product specified for your local conditions. Tank mix products so that there are multiple effective mechanisms of action for each target weed.



PRIME SOURCE

Manufactured By:
Prime Source, LLC
10025 US 264 Alternate
Middlesex, NC 27557



TRIAD **SFZ** SELECT™

HERBICIDE

SPRAY PREPARATION AND TANK MIXTURES

It is the pesticide user's responsibility to ensure that all products are registered for the intended use. Read and follow the applicable restrictions and limitations and directions for use on all product labels involved in tank mixing. Users must follow the most restrictive directions for use and precautionary statements of each product in the tank mixture.

MIXING WITH WATER

Add one-half the required amount of water to the spray tank then add TRIAD SFZ SELECT slowly with agitation and complete filling the tank with water. Mix thoroughly and continue agitation while spraying.

When this product is left standing for extended periods of time re-agitate to assure uniformity of the spray mixture.

Do not use tank additives that alter the pH of the spray solution below pH 5 or above pH 8. Buffer the spray solution to alter the pH range as appropriate.

MIXING WITH LIQUID FERTILIZERS

Always premix TRIAD SFZ SELECT with water before adding to fluid fertilizers. For liquid nitrogen solutions including UAN or Urea solutions, use a pre-mix of 1 part of this product with four parts of water or use a pre-mix with a 1/4 ratio of product to water. For other fluid fertilizers, including suspensions, use a pre-mix of one part of this product with 50 to 60 parts of water.

Use suitable sources and rates of fertilizer based upon local directions. Refer to the mixing direction on the labels of the liquid fertilizers. Always perform a jar test for compatibility before large scale mixing.

The jar test can be conducted by mixing all components in a small container in proportionate quantities. If the mixture separates after standing and can be mixed readily by shaking, then the mixture can be used and applied with spray equipment, providing continuous agitation. If large flakes, sludge, gels or other precipitates form, or if a separate oily layer or oil globules appear, then do not prepare the herbicide and the liquid fertilizer as a tank mixture.

MIXING WITH ADJUVANTS AND SPRAY ADDITIVES

Adjuvants (including surfactants, spreaders, spreader-stickers, spray thickeners, foaming agents, activators, detergents and drift reducing agents) combined with this product can damage the leaf tissue of turfgrass. If any discoloration or cosmetic effects are objectionable or would be unacceptable, then adjuvants combined with TRIAD SFZ SELECT would not be directed. Do not use adjuvants and spray additive tank-mix combinations unless your experience indicates that the tank mixture will not result in turf injury.

GROUND EQUIPMENT

Spray distribution. The accuracy and uniformity of the herbicide distribution is the sole responsibility of the applicator. Power sprays fitted with a boom or spray wand/gun may be used for broadcast applications and spot treatments. Boom sprayers equipped with appropriate flat fan nozzles, tips and screens are suitable for broadcast applications. For best spray distribution and coverage, select a spray volume and delivery system that will ensure accurate and uniform coverage.

Spray volumes of 10 to 220 gallons per acre with spray pressures adjusted to between 20 to 40 PSI. Use higher spray volumes for dense weed populations (up to 220 gallons per acre or 5 gallons per 1,000 square feet).

- Calibration and proper application are essential when using this product.
- Over-application or rates above those specified on this label can cause turf injury.
- Hand-held technique: Wands fitted with flat fan nozzle tips may be used with the appropriate technique. Do not wave spray wands fitted with flat fan tips in a back-and-forth motion, or in a side-to-side motion, or in a swinging arm motion. Instead, hold the nozzle stationary at the proper height. Side-to-side motion results in uneven coverage.

Hand operated sprayers, including backpack sprayers, compression sprayers, and knapsack sprayers, are appropriate for small turfgrass areas when power equipment is unavailable, uneconomical or impractical.


This product may cause injury to susceptible non-target plants at the use site by contacting the foliage stems and roots. To prevent injury to susceptible crops and other desirable broadleaf plants, including but not limited to cotton, legumes, tobacco, tomatoes, garden/vegetable crops, and ornamentals (flowers, trees, shrubs) avoid contact with the spray solution, spray droplets, and spray mist (fine droplets).

After using this product, clean sprayer with soap or detergent and water, or an approved spray tank cleaner and rinse thoroughly before applying other pesticides.



PRIME SOURCE

Manufactured By:
Prime Source, LLC
10025 US 264 Alternate
Middlesex, NC 27557



TRIAD **SFZ** SELECT™

HERBICIDE

WHERE TO USE

This product provides selective broadleaf control in warm-season and cool-season turfgrass in five use sites:

- Institutional sites are defined as turf areas around properties or facilities providing a service to public or private organizations including but not limited to hospitals, nursing homes, schools, museums, libraries, sport facilities, golf courses (fairways, aprons, roughs) and office buildings.
- Ornamental sites include turfgrass established around residences, parks, streets, retail outlets, cemeteries, industrial and institutional buildings, recreation areas, fairgrounds, areas adjacent to athletic fields and paved areas.
- Residential/domestic sites are defined as areas associated with the household or home life including, but not limited to apartment complexes, condominiums, and patient care areas of nursing homes, mental institutions, hospitals or convalescent homes.
- Agricultural site. Commercial sod production.
- Non-cropland Sites. Highway rights-of-way (principal interstate, county, private and unpaved road). Roadsides, roadside ditches, road shoulders, road embankments, dividers, medians, parking areas and paved areas. Municipal, State and Federal lands. Airports, airfields, military installations. Fuel storage areas. Fencerows. Industrial sites (including but not limited to lumber yards, tank farms, storage areas, vacation lots and production facilities). Utility and pipeline rights-of-way.

SITE RESTRICTIONS

- Do not apply to any body of water including lakes, streams, rivers, ponds, reservoirs or estuaries (salt water bays). Do not apply to any shorelines (non-cropland sites adjacent to the edges of a body of water) for lakes, streams, rivers, ponds, reservoirs or estuaries (salt water bays).
- Do not apply to wetlands (swamps, bogs, potholes, marshes).
- Do not apply to agricultural irrigation water or on agricultural irrigation, ditch banks and canals.
- Do not apply to agricultural drainage water or on agricultural ditch banks.

TURFGRASS TOLERANCE

The turfgrass tolerance to this product may vary and temporary turfgrass yellowing may occur on certain varieties of hybrid bermudagrass. Adverse environmental conditions may reduce the selectivity on the turfgrass. Do not apply this product to stressed turf.


Certain spray tank additives (adjuvants, wetting agents, surfactants), liquid fertilizers, tank mixtures containing emulsifiable concentrates may reduce the selectivity on the turfgrass. Do not use adjuvants and spray additive tank-mix combinations unless your experience indicates that the tank mixture will not result in turf injury.

RESTRICTIONS

- Do not apply this product to bentgrass greens or tees. St. Augustine Grass, carpetgrass, dichondra legumes and lawns where desirable clovers are present.
- Do not broadcast apply this product when temperatures are above 90°F (some injury may be expected with spot treatments when air temperatures exceed 90°F).
- Aerial application is prohibited.

PRECAUTIONS

- To avoid turf injury, use only on turfgrass that is reasonable free of stress from diseases, insects, excess heat or cold, drought or excess rainfall/irrigation, shaded areas, low soil pH, nematodes, improper mowing or improper applications of fertilizer and pesticides. Injury can occur if this product is applied under any of these or other stress conditions. Under any of these stress conditions, any turf risk is assumed by the buyer and/or user.
- Do not use this product on or near desirable plants, including contact of spray on exposed root systems or adventitious shoots within the drip line of desirable trees and shrubs, since injury may result.



TRIAD **SFZ** SELECT™

HERBICIDE

STATE RESTRICTIONS:

- New York – Only one application per year of this product is allowed. This product is not allowed to be sold, distributed or used in Nassau or Suffolk Counties.
- California – Make broadcast applications only between March 1st and September 1st. If troublesome weeds appear during other times of the year, a spot application can be made. While irrigation is necessary and important for plant growth, apply irrigation water efficiently, so that no more than 125% of the net irrigation requirement is applied for any irrigation event. Apply efficient irrigations for six months following application of sulfentrazone containing products. Do not apply product to bare ground.
- Arizona – Do not use this product on sod farms in Arizona.

SPRAY DRIFT MANAGEMENT

A variety of factors including weather conditions (e.g., wind direction, wind speed, temperature, relative humidity) and method of ground application can influence pesticide drift. The applicator must evaluate all factors and make appropriate adjustments when applying this product.

DROPLET SIZE

Select nozzles and application pressure that deliver medium to coarse or larger spray droplets as indicated in the nozzle manufacturer's directions and in accordance with ASABE* Standard S-572.

- Select coarse to very coarse droplet size when sulfentrazone is used as a pre-emergent/pre-plant application.
- Select medium to very coarse droplet size when sulfentrazone is used post-emergence with a contact burndown herbicide.
- Do not apply as spray droplets smaller than medium to coarse (defined by the ASABE* standard).

*ASABE – American Society for Agricultural and Biological Engineers.

WIND SPEED

Do not apply at wind speeds greater than 10 mph. Only apply this product if the wind direction favors on-target deposition and there are not sensitive areas (including, but not limited to, residential areas, bodies of water, known habitat for non-target species, non-target crops) within 250 feet downwind.

TEMPERATURE INVERSIONS

This product cannot be applied when winds speeds are lower than 3 mph.

VOLUME

- Ground applicators must use a minimum finished spray volume of 10 gallons per acre.
- When sulfentrazone is tank mixed with a contact burndown herbicide, ground applicators must use a minimum spray volume of 15 gallons per acre.

SUSCEPTIBLE PLANTS

Do not apply under circumstances where spray drift may occur to food forage or other plantings that might be damaged or crops thereof rendered unfit for sale, use or consumption. Susceptible crops include, but are not limited to, cotton, okra, flowers, grapes (in growing stage), fruit trees (foliage), soybeans (vegetative stage), ornamentals, sunflowers, tomatoes, beans and other vegetables or tobacco. Small amounts of spray drift that might not be visible may injure susceptible broadleaf plants.

OTHER STATE AND LOCAL REQUIREMENTS

Applicators must follow all State and local pesticide drift requirements regarding application of 2,4-D herbicides. Where states have more stringent regulations, they must be observed.


EQUIPMENT

All ground application equipment must be properly maintained and calibrated using appropriate carriers or surrogates. Do not apply with a nozzle height greater than 4 feet above the crop canopy.



PRIME SOURCE

Manufactured By:
Prime Source, LLC
10025 US 264 Alternate
Middlesex, NC 27557



TRIAD **SFZ** SELECT™

HERBICIDE

APPLICATION SCHEDULES

Apply this product to broadleaf weeds that are young and actively growing for best results. Spring and fall treatments under adequate soil moisture conditions are preferred to the summer treatments. Summer broadcast applications to older, drought-stressed weeds are less effective. Fall applications provide improved control for emerged winter annuals and perennials including henbit, chickweed, clover and ground ivy.

Sequential broadcast applications or follow-up applications as spot treatments at a 30-day interval are suggested for more mature weeds for dense infestations, and for adverse environmental conditions.

Spot treatments during the summer may be appropriate for sparse infestations or as a follow-up treatment, or any time broadleaf weeds are actively growing.

Extremes in environmental conditions (e.g. temperature and moisture) soil conditions and cultural practices may affect the activity of this product. Under warm moist conditions, herbicide symptoms may be accelerated. While under very dry conditions, the expression of herbicide symptoms is delayed. Weeds hardened off by drought are less susceptible to this product.

FOR NEWLY SEEDED AREAS:

Delay application of this product to grass seedlings until after the second mowing.

FOR NEWLY SODDED, SPRIGGED, OR PLUGGED AREAS:

Delay the application of this product to newly sodded, sprigged, or plugged grasses until three to four weeks after the sodding, sprigging or plugging operations.

RESEEDING INTERVAL

Treated areas may be reseeded three weeks after application.

IRRIGATION

Do not apply this product through any type of irrigation system.

Rain fast in as little as six hours. Do not apply this product immediately before rainfall or irrigation. If possible, do not irrigate or water the turfgrass within six to twenty-four hours after application. If dry conditions exist, a scheduled irrigation or watering twenty-four hours before and twenty-four hours after the application is suggested.

MOWING

Delay mowing two days before and until two days after the application of this product.

HOW MUCH TO USE

USE RATES AND SPRAY VOLUMES

The lower application rates within the specified range of Table 1 will provide satisfactory control of sensitive weed species. The higher application rates within the specified range will be required for dense infestations of perennial weeds for adverse/extreme environmental conditions, or for weeds hardened off or more mature.


USE RESTRICTIONS

- Do not exceed the maximum single application rate of 5 pints/A (0.88 lb. 2,4-D a.i./A, 0.31 lb. MCP-p a.i./A, 0.14 lb. dicamba a.i./A, 0.038 lb. sulfentrazone a.i./A) of TRIAD SFZ SELECT.
- Do not exceed the maximum annual rate of 10 pints, (1.75 lbs. 2,4-D a.i./A, 0.62 lb. MCP-p a.i./A, 0.28 lb. dicamba a.i./A, and 0.074 lb. sulfentrazone a.i./A), per acre per year of TRIAD SFZ SELECT.
- Do not exceed two applications of TRIAD SFZ SELECT annually.
- This product may only be used to control broadleaf weeds. Refer to **Table 4**.



PRIME SOURCE

Manufactured By:
Prime Source, LLC
10025 US 264 Alternate
Middlesex, NC 27557



TRIAD **SFZ** SELECT™

HERBICIDE

- Follow-up applications as spot treatments at a 30-day interval are suggested for more mature weeds for dense infestations, and for adverse environmental conditions.
- For cool-season turfgrass listed in Table 1: Mix 1.2 to 1.5 fl. oz. of this product per one (1.0) gallon of water for treatment of approximately 1,000 sq. ft. of turfgrass. Apply any time the emerged broadleaf weeds are susceptible.
- For warm-season turfgrass listed in Table 1: Mix 1.0 to 1.2 fl. oz. of this product per one (1.0) gallon of water for treatment of approximately 1,000 sq. ft. of turfgrass. Apply any time the emerged broadleaf weeds are susceptible. For centipedegrass, use lower rates within specified range until turfgrass tolerance to injury can be determined.

LIMITATIONS ON SPOT TREATMENTS FOR ORNAMENTAL TURFGRASS

Spot treatment is defined as a treatment area no greater than 1,000 sq. ft. per acre. The maximum single application rate is 1.5 fl. oz. per 1,000 sq. ft. per application (0.25 lb. MCP-P acid equivalent per acre). The maximum number of spot treatments is limited to two per year with a minimum of thirty days between applications.

TOUGH WEED CONTROL

In industrial or low maintenance areas:

In addition to weeds listed in Table 4, TRIAD SFZ SELECT can be used for certain tough-to-control weeds. Mixed strands of Kentucky bluegrass, tall fescue, smooth brome grass, orchardgrass and reed canarygrass may be treated. Applications to non-cropland areas (roadsides and rights-of-way) are not applicable to treatment of commercial timber, or other plants being grown for sale, or other commercial use, or for commercial seed production, or for research purposes.


Treatments of TRIAD SFZ SELECT may injure or kill legumes, including clovers (sweet, yellow, red, crimson, alsike, hop, white), lespedezas, trefoils and vetches.

Biennial and perennial weeds may require follow-up or sequential treatments.

Table 2 - Rates Of Product Per Acre For Specific Hard-To-Control Weeds With Ground Equipment				
WEED TYPES	TROUBLESOME WEEDS including	AMOUNT OF PRODUCT ¹	SPRAY VOLUME	WHEN TO APPLY
Annual Broadleaf	lyleaf, morningglory, redroot, pigweed, cocklebur, sunflower, velvetleaf (butterprint)	2.5 to 4.0 pints/acre (0.44 - 0.70 lb. 2,4-D a.i./A) (0.16 - 0.25 lb. MCP-P a.i./A) (0.07 - 0.11 lb. dicamba a.i./A) (0.02 lb. sulfentrazone a.i./A)	10 to 220 gallons/acre (0.23 to 5.0 gallons/1,000 sq. ft.)	Spring or fall during active growth
Biennial	Bull thistle, musk thistle, common burdock	4.0 to 5.0 pints/acre (0.70 - 0.88 lb. 2,4-D a.i./A) (0.25 - 0.31 lb. MCP-P a.i./A) (0.11 - 0.14 lb. dicamba a.i./A) (0.02 - 0.038 lb. sulfentrazone a.i./A)	10 to 220 gallons/acre (0.23 to 5.0 gallons/1,000 sq. ft.)	Spring or fall during seedling to rosette stage
Perennial	Burclover, Canada thistle, field bindweeds, English daisy, hoary cress (whiteweed), Veronica (corn speedwell), wild violet	4.0 to 5.0 pints/acre (0.70 - 0.88 lb. 2,4-D a.i./A) (0.25 - 0.31 lb. MCP-P a.i./A) (0.11 - 0.14 lb. dicamba a.i./A) (0.02 - 0.038 lb. sulfentrazone a.i./A)	10 to 220 gallons/acre (0.23 to 5.0 gallons/1,000 sq. ft.)	Spring or fall during bud to bloom stage

¹Use the lower rate within the range specified for highly favorable plant growing conditions and when broadleaf weeds are less than 6 inches in height. Use the higher rate within the range specified for tall vegetation dense canopies, weeds beyond the suggested growth stage, or during adverse conditions.

New York: Only one application per year of this product is allowed. This product is not allowed to be sold, distributed or used in Nassau or Suffolk Counties.



TRIAD **SFZ** SELECT™

HERBICIDE

LIMITATIONS

Table 3 - Limitations on Broadcast Applications to Ornamental Turfgrass Sod Farms, Roadsides and Rights-Of-Way (Non-Cropland)				
USE SITE	MAXIMUM RATE PER APPLICATION	MAXIMUM NUMBER OF APPLICATIONS PER YEAR	MINIMUM INTERVAL BETWEEN APPLICATIONS	MAXIMUM ANNUAL RATE
Ornamental Turfgrass	4.0 pints/A (0.70 lb. 2,4-D a.i./A) (0.25 lb. MCP-P a.i./A) (0.11 lb. dicamba a.i./A) (0.03 lb. sulfentrazone a.i./A)	2	30 days	8.0 pints/A (1.40 lbs. 2,4-D a.i./A) (0.50 lb. MCP-P a.i./A) (0.22 lb. dicamba a.i./A) (0.06 lb. sulfentrazone a.i./A)
Sod Farms	4.0 pints/A (0.70 lb. 2,4-D a.i./A) (0.25 lb. MCP-P a.i./A) (0.11 lb. dicamba a.i./A) (0.03 lb. sulfentrazone a.i./A)	2	21 days	8.0 pints/A (1.40 lbs. 2,4-D a.i./A) (0.50 lb. MCP-P a.i./A) (0.22 lb. dicamba a.i./A) (0.06 lb. sulfentrazone a.i./A)
Non-Cropland, Roadsides Rights-of-Way	5.0 pints/A (0.88 lb. 2,4-D a.i./A) (0.31 lb. MCP-P a.i./A) (0.14 lb. dicamba a.i./A) (0.038 lb. sulfentrazone a.i./A)	2	30 days	10.0 pints/A (1.75 lbs. 2,4-D a.i./A) (0.62 lb. MCP-P a.i./A) (0.28 lb. dicamba a.i./A) (0.074 lb. sulfentrazone a.i./A)


ae = Acid Equivalent.

For ornamental turfgrass only:
Do Not exceed the maximum annual rate of 8.0 pints/A; 1.40 lbs. 2,4-D a.i./A; 0.50 lb. MCP-P a.i./A; 0.22 lb. dicamba a.i./A; 0.06 lb. sulfentrazone a.i./A per year per acre, excluding spot treatments.

For non-cropland, do not exceed the maximum annual rate of 10 pints, 1.75 lbs. 2,4-D a.i./A, 0.62 lb. MCP-P a.i./A, 0.28 lb. dicamba a.i./A, and 0.074 lb. sulfentrazone a.i./A, per acre per year.

SPRAY VOLUMES WITH GROUND EQUIPMENT

- For TRIAD SFZ SELECT alone, a spray volume of 10.0 gallons per acre (gpa) is suggested.
- For tank mixtures of TRIAD SFZ SELECT, spray volume of 20.0 gallons per acre is suggested or use the specified spray volume of the companion product(s).



TRIAD **SFZ** SELECT™

HERBICIDE

BROADLEAF WEEDS CONTROLLED

TRIAD SFZ SELECT will control or suppress the following broadleaf weeds. Apply anytime the emerged broadleaf weeds are susceptible.

Table 4 - Broadleaf Weeds				
Aster, white heath and white prairie	Clover	Florida betony	Oxalis (*yellow woodsorrel & creeping woodsorrel)	Shepherd's purse
Bedstraw	Curly Dock	Florida pusley	Parsley piert	Spurge
Beggarweed, creeping	Dandelion	Ground ivy	Pennsylvania smartweed	Thistle
Bindweed	Dayflower	Groundsel	Pepperweed	Virginia buttonweed
Black medic,	Deadnettle	Hawkweed	Pigweed	White clover (*Dutch clover, honeysuckle clover, white trefoil & purplewort)
Broadleaf plantain	Dock	Heal-all	Pineappleweed	Wild carrot
Buckhorn plantain	Dogfennel	Henbit	Plantain	Wild garlic
Bull thistle	Dollarweed (pennywort)	Innocence (Blue-eyed Mary)	Poison ivy	Wild geranium
Burdock, common	False dandelion (*spotted catsear & common catsear)	Knotweed	Poison oak	Wild lettuce
Buttercup, creeping	Field bindweed	Lambsquarters	Prickly lettuce (*compass plant)	Wild mustard
Carpetweed	(morningglory & creeping jenny)	Lawn burweed	Puncturevine	Wild onion
Chickweed, common	Field oxeye daisy (*creeping oxeye)	Lespedeza, common	Purple cudweed	Wild strawberry
Chicory	Filaree, whitestem & redstem	Mallow, common	Purslane	Yarrow
Cinquefoil		Matchweed	Ragweed	Yellow rocket
		Mouseear chickweed	Redweed	And many more broadleaf weeds
		Nutsedge** (yellow)	Red sorrel (sheep sorrel)	
		Old world diamond flower		

*Synonyms **Suppression only when nutsedge is young and actively growing.

STORAGE AND DISPOSAL

Do not contaminate water, food, or feed by storage or disposal.

STORAGE: Store in original container in a locked storage area inaccessible to children or pets. Keep from freezing.

PESTICIDE DISPOSAL: Pesticide wastes are acutely hazardous. Improper disposal of excess pesticide, spray mixture, or rinsate is a violation of Federal law. If these wastes cannot be disposed of by use according to label instructions, contact your State Pesticide or Environmental Control Agency, or the Hazardous Waste Representative at the nearest EPA Regional Office for guidance.

[For Plastic Containers - Nonrefillable with capacities equal to or less than 5 gallons:]

CONTAINER HANDLING:

Nonrefillable container. Do not reuse or refill this container. Offer for recycling, if available, or puncture and dispose of in a sanitary landfill, or by incineration, or, if allowed by State and local authorities, by burning. If burned, stay out of smoke.

Triple rinse [or pressure rinse] container (or equivalent) promptly after emptying.

Triple rinse as follows: Empty the remaining contents into application equipment or a mix tank and drain for 10 seconds after the flow begins to drip. Fill the container 1/4 full with water and recap. Shake for 10 seconds. Pour rinsate into application equipment or a mix tank or store rinsate for later use or disposal. Drain for 10 seconds after the flow begins to drip. Repeat this procedure two more times.


[OR]

[Pressure rinse as follows: Empty the remaining contents into application equipment or a mix tank and continue to drain for 10 seconds after the flow begins to drip. Hold container upside down over application equipment or mix tank or collect rinsate for later use or disposal. Insert pressure rinsing nozzle in the side of the container, and rinse at about 40 PSI for at least 30 seconds. Drain for 10 seconds after the flow begins to drip.]



PRIME SOURCE

Manufactured By:
Prime Source, LLC
10025 US 264 Alternate
Middlesex, NC 27557



TRIAD **SFZ** SELECT™

HERBICIDE

[For Refillable Containers:]

CONTAINER HANDLING: Refillable container. Refill this container with pesticide only. Do not reuse this container for any other purpose.

CONTAINER CLEANING: Cleaning the container before final disposal is the responsibility of the person disposing of the container. Cleaning before refilling is the responsibility of the refiller.

To clean the container before final disposal, empty the remaining contents from this container into application equipment or a mix tank. Fill the container about 10 percent full with water. Agitate vigorously or recirculate water with the pump for 2 minutes. Pour or pump rinsate into application equipment or rinsate collection system. Repeat this rinsing procedure two more times.

**IMPORTANT INFORMATION - READ BEFORE USING PRODUCT
CONDITION OF SALE AND LIMITATION OF WARRANTY AND LIABILITY**

NOTICE: Read the entire Directions for Use and Conditions of Sale and Limitation of Warranty and Liability before buying or using this product. If the terms are not acceptable, return the product at once, unopened, and the purchase price will be refunded.

The Directions for Use of this product must be followed carefully. It is impossible to eliminate all risks inherently associated with the use of this product. Ineffectiveness or other unintended consequences may result because of such factors as manner of use or application, weather, presence of other materials or other influencing factors in the use of the product, which are beyond the control of Prime Source, LLC or Seller. To the extent consistent with State law all such risks shall be assumed by Buyer and User, and Buyer and User agree to hold Prime Source, LLC and Seller harmless for any claims relating to such factors.

Prime Source, LLC warrants that this product conforms to the chemical description on the label and is reasonably fit for the purposes stated in the Directions for Use, subject to the inherent risks referred to above, when used in accordance with directions under normal use conditions. This warranty does not extend to the use of this product contrary to label instructions, or under abnormal conditions or under conditions not reasonably foreseeable to or beyond the control of Seller or Prime Source, LLC, and Buyer and User assume the risk of any such use. PRIME SOURCE, LLC MAKES NO WARRANTIES OF MERCHANTABILITY OR OF FITNESS FOR A PARTICULAR PURPOSE OR ANY OTHER EXPRESS OR IMPLIED WARRANTY EXCEPT AS STATED ABOVE.

To the extent consistent with State law, neither Prime Source, LLC nor Seller shall be liable for any incidental, consequential or special damages resulting from the use or handling of this product. THE EXCLUSIVE REMEDY OF THE USER OR BUYER, AND THE EXCLUSIVE LIABILITY OF PRIME SOURCE, LLC AND SELLER FOR ANY AND ALL CLAIMS, LOSSES, INJURIES OR DAMAGES (INCLUDING CLAIMS BASED ON BREACH OF WARRANTY, CONTRACT, NEGLIGENCE, TORT, STRICT LIABILITY OR OTHERWISE) RESULTING FROM THE USE OR HANDLING OF THIS PRODUCT, SHALL BE THE RETURN OF THE PURCHASE PRICE OF THE PRODUCT OR, AT THE ELECTION OF PRIME SOURCE, LLC OR SELLER, THE REPLACEMENT OF THE PRODUCT.

Prime Source, LLC and Seller offer this product, and Buyer and User accept it, subject to the foregoing conditions of Sale and Limitation of Warranty and Liability which may not be modified except by written agreement signed by a duly authorized representative of Prime Source, LLC.



PRIME SOURCE

Manufactured By:
Prime Source, LLC
10025 US 264 Alternate
Middlesex, NC 27557